

Part # LEMHTA600-S 600 Amp DC Current Transducer



Electrical Data

Primary nominal RMS current	I_{PN}	600 A
Primary current, measuring range	I_{PM}	$\pm 1,000$ A
Output voltage (Analog) at I_{PN}	V_{out}	± 4 V
Load resistance @ $T_A = 0 \dots +70^\circ\text{C}$	R_L	> 1 k Ω
Load resistance @ $T_A = -25 \dots +85^\circ\text{C}$	R_L	> 3 k Ω
Supply voltage (± 5 %)	U_C	± 15 V
Current consumption	I_C	< 25 mA
Insulation resistance @ 500 V DC	R_{INS}	> 500 M Ω

Accuracy

Accuracy @ I_{PN} , $T_A = 25^\circ\text{C}$, @ ± 15 V	X	± 1 % of I_{PN}
Linearity error ($0 \dots \pm I_{PN}$)	ϵ_L	± 0.5 %
Frequency bandwidth (-3dB)	BW	DC ... 50 kHz

General Data

Ambient operating temperature	T_A	$-25 \dots +85^\circ\text{C}$
Ambient storage temperature	T_S	$-25 \dots +85^\circ\text{C}$
Mass	m	230 g

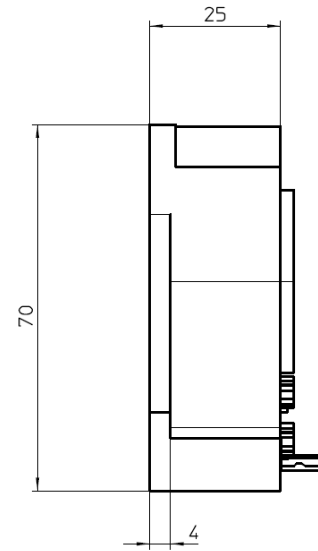
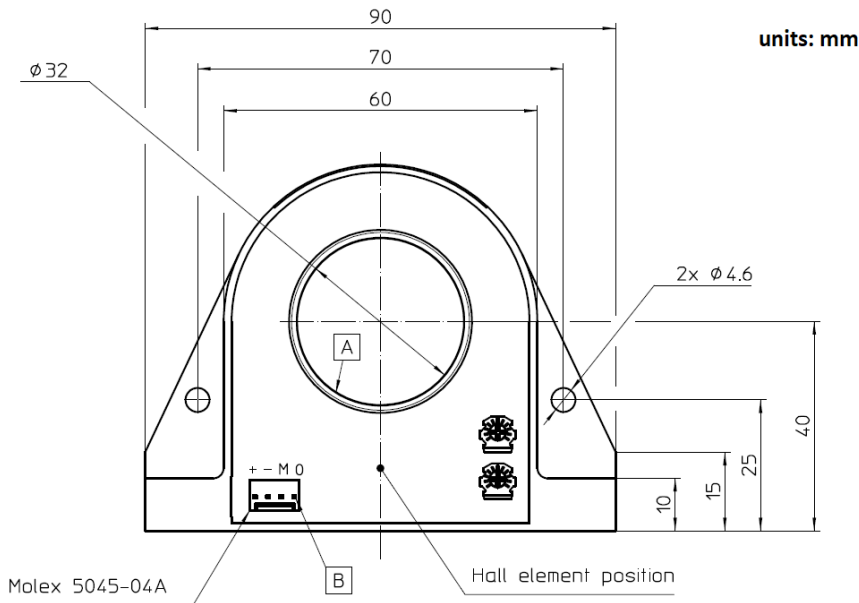
Insulation Characteristics

V_{RMS} for AC insulation test, 50Hz, 1 min	U_d	4.0 kV
Impulse withstand voltage 1.2/50 μ s	\hat{U}_W	> 7.3 kV

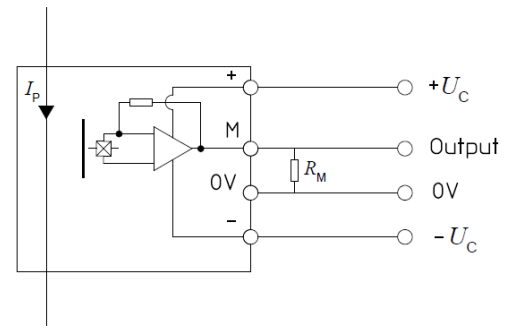
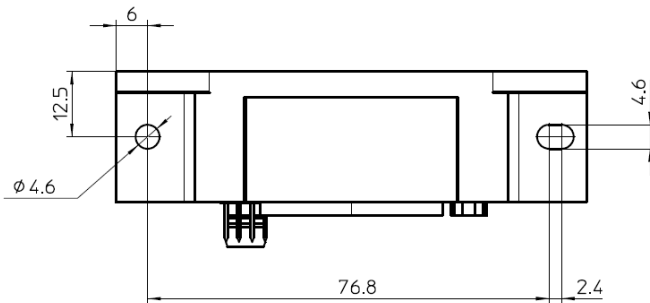
Compliance/Certifications



Dimensions



	d_{Cl}	d_{Cp}
A-B	7.2 mm	7.2 mm



Included Accessory

M000625 5' current transducer cable with Molex 5045-04A connector

