

Hatteland Seahawk camera integration to N2KView V3

Article Number: 715 | Rating: Unrated | Last Updated: Wed, Apr 14, 2021 3:28 PM

Does Maretron N2KView V3 software support Hatteland Seahawk series camera? **Yes!!**


Please apply the following settings to each of your Hatteland Seahawk series cameras to support video output display on devices running N2KView V3 running version **6.3.0** or later.

1. Access your Hatteland cameras configuration & setup via a browser on your computer or mobile device.
2. Make sure the Secondary#1 stream is enabled and set to MJPEG (it is disabled by default)

Live HATTELAND® SEAHAWK HATTELAND TECHNOLOGY
an EMBRON Company ©

- Video&Audio -
 - Information
 - Video**
 - Output
- Image +
- Network +
- Event +
- Record +
- Device +
- User +
- System +

View



Performance Calculation

Performance Usage Rate **100%**

Video

Input Format 1920x1080p30

Primary Secondary#1 Secondary#2

Enable Off On

Algorithm H.264 MJPEG H.265

Resolution 1920x1080 Scaling

Framerate 30

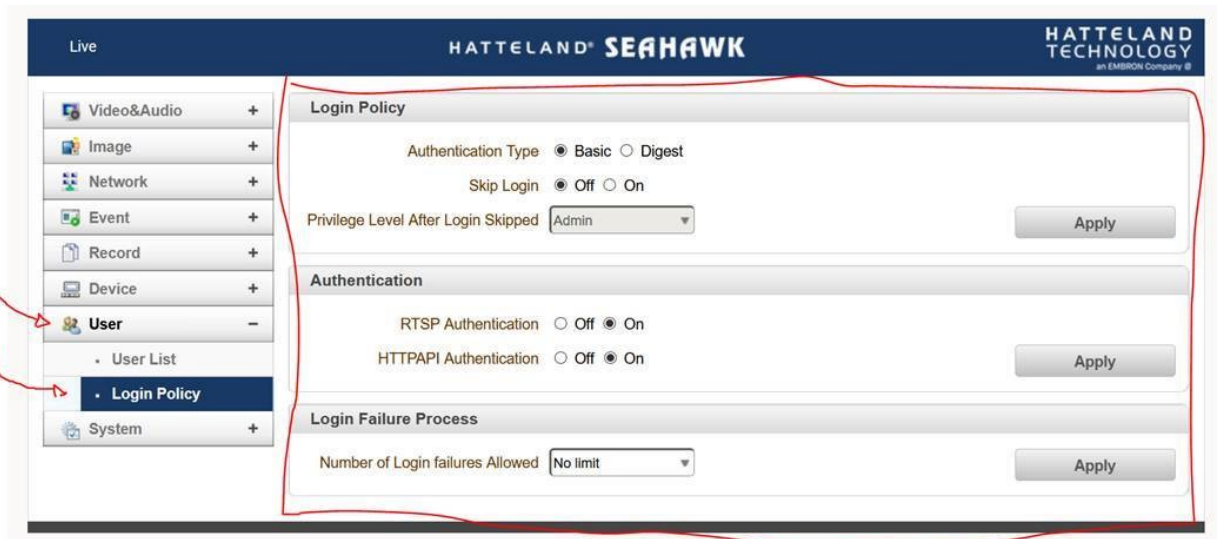
Preference VBR

Quality Normal

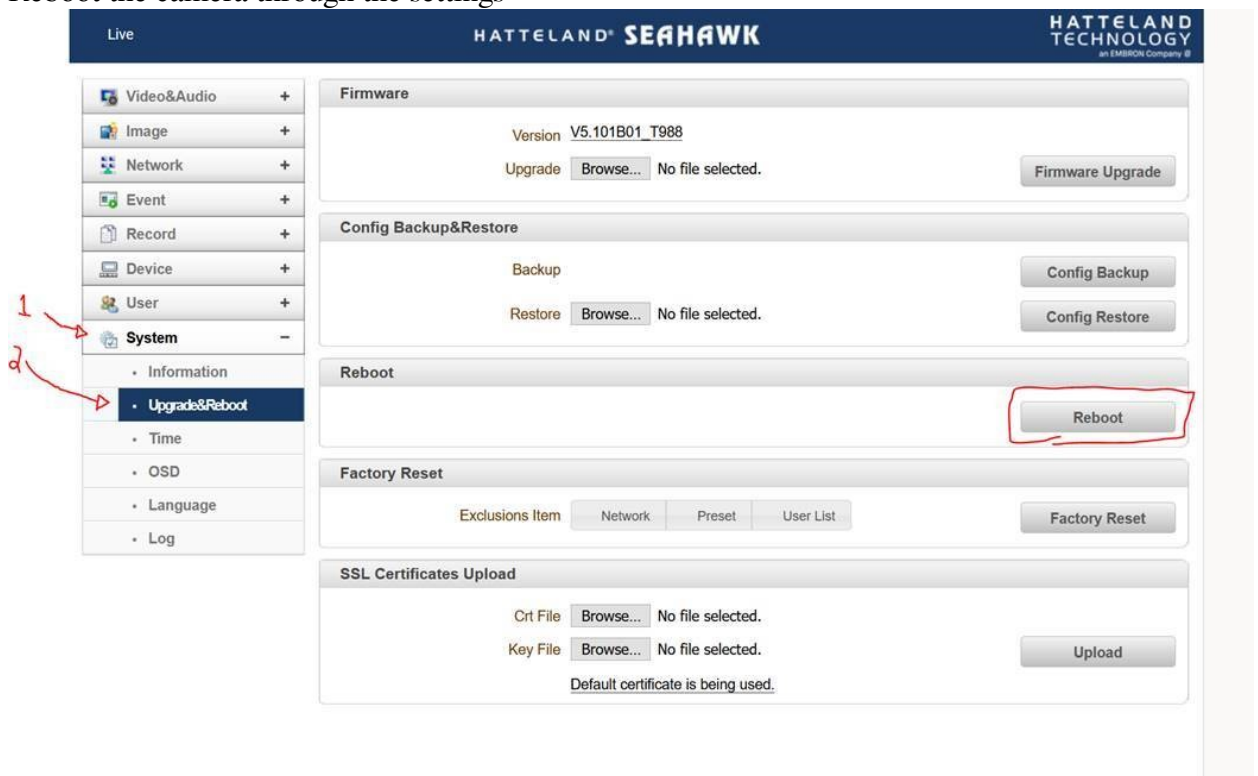
Bitrate 1024 kbps (32 ~ 4096)

Apply

- To be able to enable **Basic** Authentication, apply the following settings under the User Login Policy.



4. Reboot the camera through the settings



Once your settings have been completed, you are now able to connect/link to your N2KView V3 based products.

Please refer to the latest User Manual of N2KView for proper setup within N2KView V3.

- <https://www.maretron.com/products/N2KView.php?tab=4>

Contact technical support if you have any additional questions.
Toll free (866) 550-9100 or by email at Marine.Support@carlingtech.com

Posted - Wed, Apr 14, 2021 3:28 PM. This article has been viewed 503 times.

Online URL: <https://www.maretron.com/support/knowledgebase/phpkbv7/article.php?id=715>