

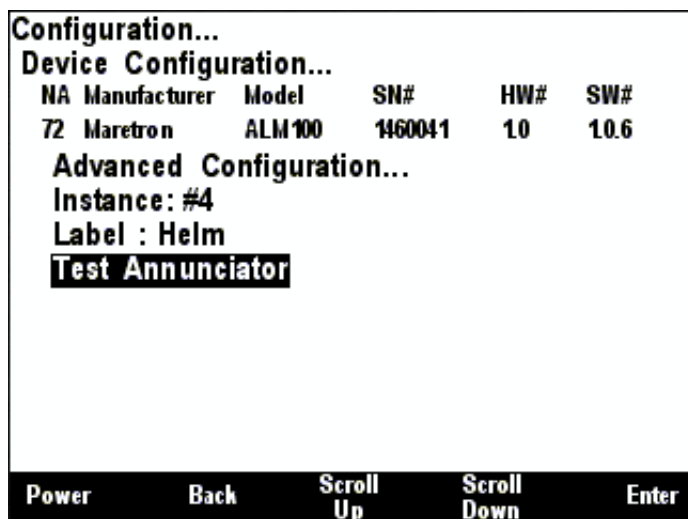
# What is the procedure for testing the ALM100 Annunciator?

Article Number: 610 | Rating: Unrated | Last Updated: Thu, Jan 8, 2015 3:55 PM

The procedure for testing an ALM100 can be performed using the following Maretron User Interface products:

DSM150/DSM250:

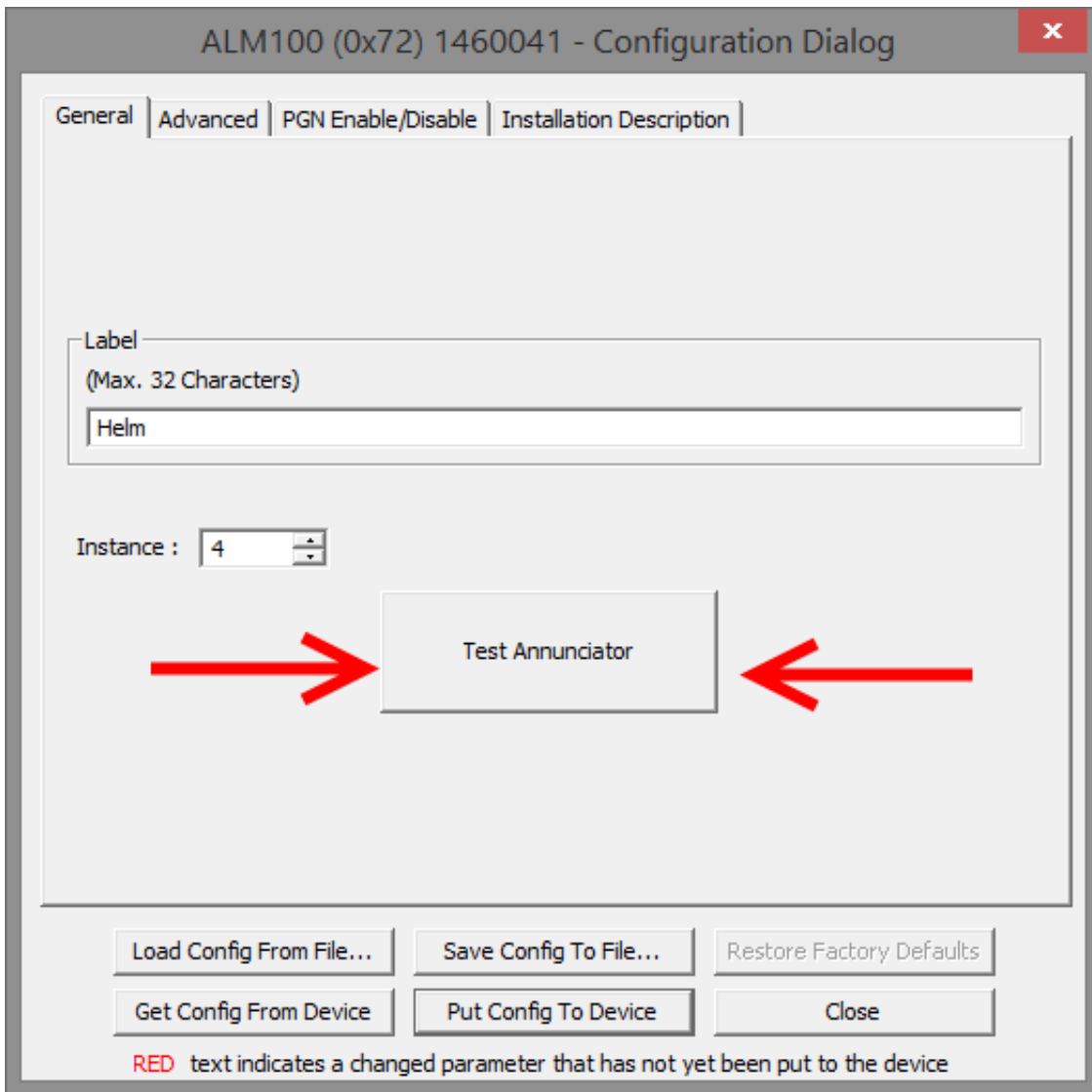
Go to Main Menu-->Scroll to Configuration-->Select "Device Configuration"-->Select the ALM00 you wish to test-->Scroll to "Test Annunciator"



N2KAnalyzer:

Select the row containing the ALM100-->at the top of the N2KAnalyzer select Configure-->Configure Device.

A configuration dialog will appear click on "Test Annunciator"



N2KView:

First create an N2KView alert. Simply go to the Commands & Settings--> Alert Setup--> Alert Table Editor--> select an existing alert or create a new alert. Within the alert editor click on the Annunciator Actions tab. Select the Annunciator number you wish to test. Finally, select the Test tab, click on Save and Test to complete the operation.



## Alert Table Editor

Only show alerts for chosen operating mode

Type	Priority	Enabled	Scope	Annun	Email	SMS	Description	Location
Alarm	0	Yes	Global				Fire	Aft Deck
Alarm	1	Yes	Global				Depth<13.6ft	
Alarm	2	Yes	Global				Fire	Engine Room
Alarm	3	Yes	Global				Revs too High	
Alarm	5	Yes	Global				Not low temp	
Alarm	6	Yes	Global				a < b	
Alarm	101	Yes	Global				Carbon Monoxide	Engine Room
Alarm	999	No	Local				BNWAS	
Warning	72	Yes	Global				Starter Batt. Volts > 15V	
Warning	101	No	Global				House Batt. Volts > 15V	
Warning	200	No	Global				Anchor Watch	

New

Edit

Delete

Close

Alert Editor - Indicator : Status : On Alert

Definitions **Annunciator Actions** Email Actions SMS(Text) Actions Test

Type **Alarm** Priority **2** Scope **Global**

Description **Fire**

Location **Engine Room**

Instance **0**

Channel **Channel 3**

Enable / Disable Control

Enabled  Disabled

Operating Mode(s)  Moored  Underway  Anchored  User 1  User 2

Trigger Configuration

Accept Re-Trigger Period **5:00** minutes : seconds

Trigger Delay **0:05** minutes : seconds

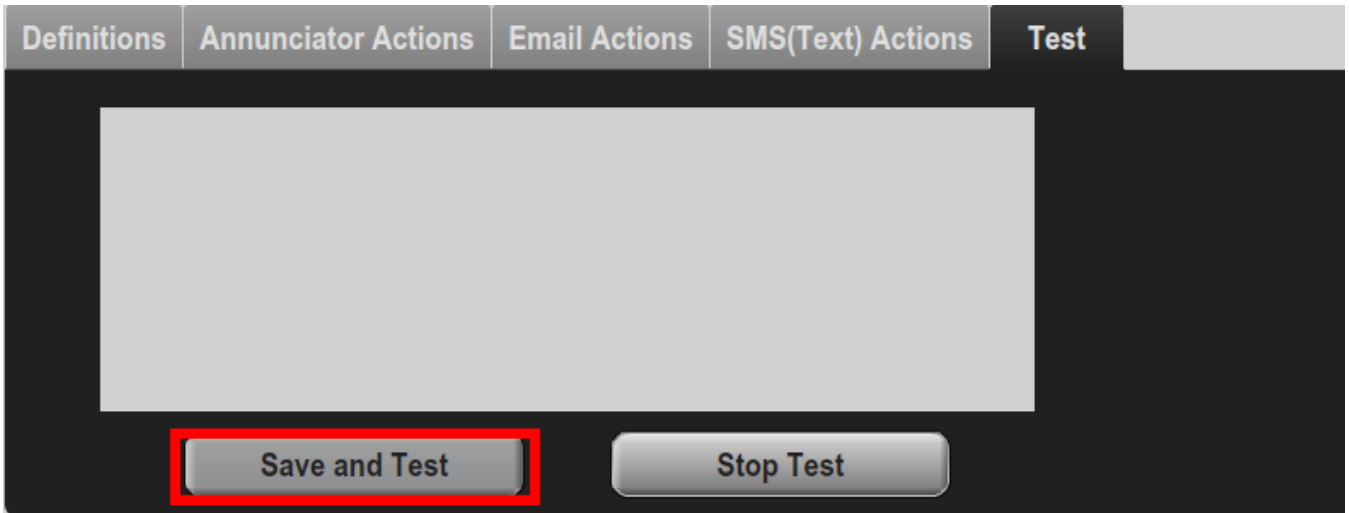
Clear Delay **0:05** minutes : seconds

Save Cancel

Definitions **Annunciator Actions** Email Actions SMS(Text) Actions Test

Enable Annunciators Tone **No Tone**  Enable Computer Sound

<input type="checkbox"/> Annunciator 0	<input type="checkbox"/> 1 (MO Lab Night mode)	<input type="checkbox"/> Annunciator 2	<input type="checkbox"/> Annunciator 3
<input type="checkbox"/> 4 (Helm)	<input type="checkbox"/> Annunciator 5	<input type="checkbox"/> Annunciator 6	<input type="checkbox"/> Annunciator 7
<input type="checkbox"/> Annunciator 8	<input type="checkbox"/> Annunciator 9	<input type="checkbox"/> Annunciator 10	<input type="checkbox"/> Annunciator 11
<input type="checkbox"/> Annunciator 12	<input type="checkbox"/> Annunciator 13	<input type="checkbox"/> Annunciator 14	<input type="checkbox"/> Annunciator 15
<input type="checkbox"/> Annunciator 16	<input type="checkbox"/> Annunciator 17	<input type="checkbox"/> Annunciator 18	<input type="checkbox"/> Annunciator 19
<input type="checkbox"/> Annunciator 20	<input type="checkbox"/> Annunciator 21	<input type="checkbox"/> Annunciator 22	<input type="checkbox"/> Annunciator 23
<input type="checkbox"/> Annunciator 24	<input type="checkbox"/> Annunciator 25	<input type="checkbox"/> Annunciator 26	<input type="checkbox"/> Annunciator 27
<input type="checkbox"/> Annunciator 28	<input type="checkbox"/> Annunciator 29	<input type="checkbox"/> Annunciator 30	<input type="checkbox"/> Annunciator 31



Posted - Thu, Jan 8, 2015 3:55 PM. This article has been viewed 4488 times.

Online URL: <https://www.maretron.com/support/knowledgebase/phpkbv7/article.php?id=610>